



Fund Review

Eley Griffiths Group Small Companies Fund

ISSUE DATE 09-02-2018

About this Review

ASSET CLASS REVIEWED	AUSTRALIAN EQUITIES
SECTOR REVIEWED	AUSTRALIAN SMALLER COMPANIES
SUB SECTOR REVIEWED	SMALL CAP
TOTAL FUNDS RATED	33

About this Fund

ASIC RG240 CLASSIFIED	NO
FUND REVIEWED	ELEY GRIFFITHS GROUP SMALL COMPANIES FUND
APIR CODE	EGG0001AU
PDS OBJECTIVE	OUTPERFORM THE S&P/ASX SMALL ORDINARIES ACCUMULATION INDEX OVER A ROLLING THREE-YEAR PERIOD
INTERNAL OBJECTIVE	TO OUTPERFORM THE BENCHMARK BY 6% P.A. (PRE FEES) OVER ROLLING THREE-YEAR PERIODS
STATED RISK OBJECTIVE	TRACKING ERROR 6-12% P.A.
DISTRIBUTION FREQUENCY	ANNUALLY
FUND SIZE	\$490M (DECEMBER 2017)
FUND INCEPTION	17-09-2003
MANAGEMENT COSTS	1.25% P.A. (INC. 0.02% EXPENSE RECOVERY)
PERFORMANCE FEE	15% (OF FUND RETURN ABOVE INDEX, SUBJECT TO A HIGH WATER MARK)
RESPONSIBLE ENTITY	PERPETUAL TRUST SERVICES LIMITED

About the Fund Manager

FUND MANAGER	ELEY GRIFFITHS GROUP PTY LIMITED
OWNERSHIP	100% KEY EXECUTIVES
ASSETS MANAGED IN THIS SECTOR	\$1.7B (DECEMBER 2017)
YEARS MANAGING THIS ASSET CLASS	14

Investment Team

PORTFOLIO MANAGER	BEN GRIFFITHS & DAVID ALLINGHAM
INVESTMENT TEAM SIZE	5
INVESTMENT TEAM TURNOVER	LOW
STRUCTURE / LOCATION	PORTFOLIO MANAGER & ANALYST / SYDNEY

Investment process

STYLE	STYLE NEUTRAL
BENCHMARK	S&P/ASX SMALL ORDINARIES ACCUMULATION INDEX
TYPICAL STOCK NUMBERS	35-55
TYPICAL CAPITALISATION BIAS	SMALL CAP (60-80%); MICRO CAP (10-30%); LARGE/MID CAP (0-10%); CASH (0-10%)
MAXIMUM OF PORTFOLIO IN ANY ONE STOCK	INDEX + 5%
MAXIMUM OF PORTFOLIO IN ANY ONE SECTOR	NO HARD LIMIT
MAXIMUM OF ISSUED CAPITAL OF ANY ONE STOCK	10%
MAXIMUM CASH ALLOCATION	20%
MINIMUM CAPITALISATION	\$50M (SOFT LIMIT)
CAPACITY	1.25% OF THE SMALL CAP INDEX

Fund rating history

FEBRUARY 2018	RECOMMENDED
FEBRUARY 2017	RECOMMENDED
JANUARY 2016	RECOMMENDED

What this Rating means

The 'Recommended' rating indicates that Lonsec has strong conviction the financial product can generate risk adjusted returns in line with relevant objectives. The financial product is considered an appropriate entry point to this asset class or strategy.

Strengths

- The Fund is managed by a highly skilled and experienced investment team housed within a specialist small cap boutique.
- The team is aligned to the interest of investors through equity in the Manager.
- The Manager's investment process is logical and stable and has proven successful in managing small caps portfolios.

Weaknesses

- This small cap strategy combined with the Manager's microcap strategy represents a significant increase in workload for the team.
- The Manager is close to its capacity limit which is a disadvantage, particularly given the general investment style bias towards growth/momentum stocks.
- The Fund has a reasonably high fee load with an MER of 1.25% p.a. and a Performance Fee of 15% of returns over the benchmark (subject to high water mark).

Fund Risk Characteristics

	LOW	MODERATE	HIGH
BUSINESS SUSTAINABILITY RISK		●	
CAPITAL VOLATILITY			●
SECURITY CONCENTRATION RISK		●	
SECURITY LIQUIDITY RISK		●	

Risk categories are based on Lonsec's qualitative opinion of the risks inherent in the financial product's asset class and the risks relative to other financial products in the relevant Lonsec sector universe.

BIometrics

Aggregated risks

	1	2	3	4	5	6	7
STD RISK MEASURE						●	

A Standard Risk Measure score of 6 equates to a Risk Label of 'High' and an estimated number of negative annual returns over any 20 year period of 4 to less than 6. This is a measure of expected frequency (not magnitude) of capital losses, calculated in accordance with ASFA/FSC guidelines.

	LOW	MODERATE	HIGH
RISK TO INCOME		●	

We strongly recommend that potential investors read the product disclosure statement or investment statement. Lonsec Research Pty Ltd ABN 11 151 658 561 AFSL No. 421445. This information must be read in conjunction with the warning, disclaimer and disclosure at the end of this document. This report supersedes all prior reports.

ANALYST: SAM MORRIS | APPROVED BY: PETER GREEN

Eley Griffiths Group Small Companies Fund

ISSUE DATE 09-02-2018

Features and benefits

	LOW	MODERATE	HIGH
COMPLEXITY		●	
ESG AWARENESS	●		

Fee profile

	LOW	MODERATE	HIGH
FEES VS. UNIVERSE			●
FEES VS. ASSET CLASS			●
FEES VS. SUB-SECTOR		●	

Fee BIometrics are a function of expected total fee as a percentage of expected total return.

What is this Fund?

- The Eley Griffiths Group Small Companies Fund ('the Fund') aims to outperform the S&P/ASX Small Ordinaries Index ('the Index') by 6% p.a. (pre-fees) over rolling three-year periods. While the Fund is run in a largely 'benchmark unaware' fashion, the Manager monitors the ex-ante tracking error of the portfolio, which is expected to be 6-12% p.a. over the long term.
- Eley Griffiths Group Pty Ltd ('the Manager' or 'EGG') style is described as 'style neutral', although the Fund may exhibit a bias towards either growth or value at certain points in the cycle. The investment philosophy has been consistent since the inception of EGG's small companies' capability in 2003. Lonsec notes that the Fund's portfolio has generally held a style bias towards growth stocks with price momentum.
- The Manager demonstrates a major focus on both industry and management quality. This quality focus generally leads the Fund to underweight the resources/mining sector, which presently makes up around 25% of the small cap market. This style also means that the Fund may outperform in 'down' markets.
- The portfolio is reasonably well diversified, generally including between 35 and 55 stocks. Lonsec observes that portfolio stock holdings have been towards the upper end of this range in recent years with EGG generally more diversified in stock numbers than the average small cap peer group fund. Lonsec believes diversification is important given the higher level of risk associated with individual small companies. The Fund's portfolio turnover is expected to be 60-80% p.a., which is around average for the peer group.
- The Manager enjoys solid institutional support and brings a strong risk-adjusted mindset to portfolio construction, in part reflecting previous experience as an institutional manager. Lonsec believes the Manager to be slightly more benchmark aware than some others in the Lonsec Small Cap Peer Group.
- The Fund charges a base fee of 1.25% plus a performance fee of 15% of any outperformance over the benchmark S&P/ASX Small Ordinaries Accumulation Index (subject to a high water mark and positive absolute return). the Manager has not instigated a reset on the performance fee.
- Lonsec notes that the total fee load has the potential to be higher (due to the Performance Fee) and considers that the Fund's fee load is toward the upper end of the peer group. The Fund's PDS dated 11

October 2017 discloses a total management cost of 1.97% p.a., which Lonsec notes is in accordance with the Manager's interpretation of RG97 and includes an estimate of the Performance Fee.

Using this Fund

This is General Advice only and should be read in conjunction with the Disclaimer, Disclosure and Warning on the final page.

- Small cap funds invest in a market that is less liquid and more volatile than the large cap Australian equity market. This Fund should be used to complement large cap exposure in clients' portfolios, rather than replace it, with up to one-fifth of the Australian equities component of a portfolio being invested in small caps. Lonsec's model portfolio asset allocation (traditional assets only) is limited to 'Growth' and 'High Growth' risk profiles.
- The Fund is subject to equity market risk and movements (both positive and negative) in the share prices of the underlying securities in the portfolio. Investors should therefore be aware that the Fund may experience periods of negative returns and that there is a risk of potential capital losses being incurred on their investment.

Suggested Lonsec risk profile suitability

SECURE DEFENSIVE CONSERVATIVE BALANCED GROWTH HIGH GROWTH



For guidance on appropriate asset allocations and risk profiles, refer to the latest Lonsec Strategic Asset Allocation Review and Risk Profile Definitions on our website.

Changes Since Previous Lonsec Review

- There have been no material changes since the last review.

Lonsec Opinion of this Fund

People and resources

- The EGG investment team consists of five members including two portfolio managers (Ben Griffiths and David Allingham), two analysts (Tim Serjeant and Nick Guidera) and a dedicated dealer (Lachlan Ridhalgh). The team of five is responsible for managing both this strategy and the Emerging Companies Fund.
- In November 2015, the firm's co-founder and previous portfolio manager Brian Eley retired from the business due to ill health. This resulted in a change in equity structure in October 2016. Allingham (30%), Serjeant (14%) and Ridhalgh (5%) have acquired out most of Eley's equity and Griffiths now owns 51% of the business.
- EGG's team is led by Griffiths who has over 29 years of investment experience. Prior to EGG, Griffiths was joint Head of Small Companies portfolio management at both BT Financial Group and ING Investment Management. Lonsec considers Griffiths to be a strong and highly experienced Australian small caps investor.
- Griffiths is supported by Allingham as co-portfolio manager of the Fund. Lonsec has met with Allingham in recent years and continues to build conviction in

ANALYST: SAM MORRIS | APPROVED BY: PETER GREEN

Eley Griffiths Group Small Companies Fund

ISSUE DATE 09-02-2018

his contribution to the team. Lonsec is pleased to see the firm reward Allingham for his growing tenure at the firm and believes he is well aligned with investors as a result of his equity position in EGG.

- Serjeant is at an earlier stage of his career but appears to have cemented his place at EGG with his stock coverage increasing in line with growing tenure. Notably, Serjeant has committed to undertaking more stock coverage responsibility since Eley's departure. He has become a key contributor to the EGG investment team and Lonsec believes that he provides strong support to Griffiths and Allingham.
- EGG has increased resourcing in September 2016 with the appointment of Nick Guidera, who joined the Manager as a Trainee Analyst. Guidera possesses significant sell-side experience within small caps from a prior work engagement with CLSA.
- Lonsec has assessed the 'key person risk' for EGG to be very high and to mostly exist in Griffiths. This risk has increased over the last few years due both to Eley's resignation from the firm but also due to the implementation of the Fund. Lonsec highlights that Griffiths has multiple responsibilities at EGG including co-managing both this Fund and the Emerging Companies Fund as well as wider executive responsibilities. The active marketing of the new microcap capability is also likely to impinge on his time. Having highlighted the risk, Lonsec considers there to be a number of mitigating circumstances. Lonsec notes that Griffiths is a majority shareholder in EGG and also an investor in all the EGG products. EGG has also worked hard at succession planning especially by building Allingham's track record as a co-portfolio manager. Nonetheless, if Griffiths were to depart, Lonsec would review its rating of the Fund.
- Unlike some other small cap fund managers reviewed by Lonsec, the EGG team does not form part of a larger Australian equity team. EGG is, therefore, unable to draw on the additional insights of a team of analysts or other resources, such as in-house economists. However, Lonsec believes this factor is mitigated by the considerable experience of EGG's investment team. In addition, Lonsec believes EGG has well-developed information systems and financial models from which to leverage in its investment process.

Research and portfolio construction

- Overall, Lonsec believes EGG's investment process is logical and well suited to managing small and microcap stocks. Moreover, Lonsec regards the Manager's scoring-based investment approach to provide a systematic and consistent link between company research and portfolio construction.
- Lonsec's analysis of the Fund indicates that price momentum is a factor in the Manager's assessment of small cap stocks. EGG's bottom-up process is also supported by fundamental research. Over the course of the last year, the team has been involved in more than 800 company meetings and members of the team continue to travel globally to further enhance their understanding of factors driving Australian companies. Griffiths, Allingham, and Serjeant each cover between 40 and 50 stocks.

- Lonsec considers the Manager's approach to modelling and valuing stocks to be consistent and straightforward, with the key valuation metrics relied upon being a company's Price to Earnings Ratio and its Earnings per Share growth. However, due to the emerging nature of some small and microcap companies that may not yet be earnings or cash flow positive, the Manager will choose to place a greater emphasis on more indicative measures such as Revenue Growth and the Enterprise Value to Revenue ratio of these companies within its valuation scoring process. In addition, the Manager will seek to invest in smaller companies that can grow earnings organically as opposed to those that expand via acquired growth.
- An algorithm called Small Companies Optimal Portfolio Evaluation (SCOPE) is used as the backbone of portfolio construction. While the co-portfolio managers have the discretion to position the Fund in whichever way they choose, the portfolio has historically tended to be closely in line with the portfolio weightings suggested by SCOPE. Typically the key differences between SCOPE and the actual portfolio will be tactical positions. These are predominantly where the Manager anticipates there will be a sharp movement in the share price of a company as a result of a near-term catalyst. Given their nature, these positions also tend to be more actively traded.

Risk management

- EGG's risk management regime is primarily tilted towards managing risk at the individual stock level, with intensive qualitative analysis of a company's management, industry position, business franchise, cashflows and balance sheet strength.
- EGG has adequate parameters and tools to manage stock and sector specific risk. Portfolio level risk controls remain focused on ensuring that the Fund is adequately diversified. Lonsec believes that the portfolio is reasonably well diversified, generally including between 35 and 55 stocks. Lonsec observes that portfolio stock holdings have been towards the upper end of this range in recent years.

Funds Under Management

- EGG's FUM was \$1.7b as at December 2017. EGG's stated capacity limit is 1.25% of the capitalisation of the S&P/ASX Small Ordinaries Index and, thus, is currently close to the Manager's stated capacity limit. EGG has 'hard' closed the Fund to wholesale mandates in order to preserve capacity for retail investors. That said, in the context of other strategies within this peer group, Lonsec considers EGG's relatively high FUM to be a less appealing aspect compared to some peers.
- Capacity differs from manager to manager due to differences in investment styles and biases. Lower portfolio turnover and a preference for larger stocks will likely mean that a manager has a greater capacity limit. In saying this, Lonsec believes that FUM is likely to become a material disadvantage for most small cap managers when it exceeds 1.0% to 1.5% of the total market capitalisation of the S&P/ASX Small Ordinaries Index. Lonsec's view is that high FUM makes it more difficult to trade in and out of

ANALYST: SAM MORRIS | APPROVED BY: PETER GREEN

P 3-8

Eley Griffiths Group Small Companies Fund

ISSUE DATE 09-02-2018

less liquid stock positions without material market impact.

- In addition to disadvantages in terms of trading, larger FUM may also result in a number of substantial shareholder positions. These occur when a shareholders position is greater than 5% of a total company's shares. For substantial holdings, shareholders must quickly notify the market of any trading activity in the stock.

Performance

- The internal objective of the Fund is to outperform the S&P/ASX Small Ordinaries Accumulation Index by 6% p.a. (pre-fees) over rolling three-year periods.
- Over the three years (all figures net of fees to 31 December 2017), the Fund returned 15.2% p.a., outperforming the benchmark by 0.8% p.a. The Fund's performance over the longer term, however, is even stronger. Over 10 years the Fund has delivered a return of 5.5% p.a. to outperform the benchmark by 5.6% p.a.
- Shorter-term performance lagged the benchmark, with the Fund returning 16.7% over the 2017 Calendar Year, underperforming the benchmark by -3.3%. The Fund was the median performer in Lonsec's peer group over this period. A key contributor to the recent performance was a position in Afterpay Touch Group, whilst the key detractor was a holding in Michael Hill International.
- The Fund has outperformed more consistently in 'down' market months than 'up' market months, reflecting a typical defensive style bias.

Overall

- Lonsec has maintained the Fund's rating as 'Recommended'.
- The rating reflects on Lonsec's strong conviction in the quality and experience of portfolio manager, Ben Griffiths, as well as the wider EGG investment team. Lonsec also regards the Manager's investment philosophy and process to be stable and logical. Further underpinning the rating is the Manager's commitment to adequate resourcing that should encourage efficient workload allocation with the inception of this Fund.
- The key detractor to the rating is the Manager's size.

People and Resources

Corporate overview

Eley Griffiths Group (EGG) is a boutique fund manager specialising in Australian small companies.

Eley Griffiths Group (EGG) is a boutique fund manager specialising in Australian small companies. The firm has current FUM of \$1.6b and is 100% staff owned, with EGG co-founder and portfolio manager Ben Griffiths holding a 51% stake. David Allingham (30%), Tim Serjeant (14%) and Lachlan Ridhalgh (5%) are also shareholders. Perpetual Trustees is the Fund's Responsible Entity.

Size and experience

NAME	POSITION	EXPERIENCE
		INDUSTRY / FIRM
BEN GRIFFITHS	CO-PORTFOLIO MANAGER	29 / 15
DAVID ALLINGHAM	CO-PORTFOLIO MANAGER / ANALYST	12 / 12
TIM SERJEANT	ANALYST	10 / 4
NICK GUIDERA	ANALYST	7 / 1
LACHLAN RIDHALGH	DEALER	15 / 12

Ben Griffiths is a Co-Portfolio Manager/Analyst. Griffiths has 26 years' experience in financial markets and was with ING for nine years prior to establishing EGG with Brian Eley. He gained experience as a dealer, large cap analyst and portfolio manager for ING's Emerging Companies Trust. Prior to this, he gained experience in bullion banking at MASE Westpac and Institutional trading at Roach, Tilley Grice & Company, and CL-May Mellor.

David Allingham is a Co-Portfolio Manager/Analyst and has 12 years of investment management experience, all gained at EGG. Allingham started his career with EGG as a dealer.

Tim Serjeant supports Griffiths and Allingham as Senior Analyst. Serjeant began his tenure at EGG with nine years of industry experience having joined from Perth-based Argonaut securities where he was a sell-side analyst.

Nick Guidera is the most recent addition to the team and joined EGG in September 2016 with seven years of industry experience. Guidera was formerly Head of Equity Sales in CLSA's sell-side small caps team and will begin his tenure at EGG as a Trainee Analyst.

Team structure

The investment team operates under a relatively flat structure. Griffiths and Allingham share research and portfolio management responsibilities while Serjeant and Guidera serve as research analysts. Griffiths is ultimately accountable for the Fund.

Industry sectors are not permanently allocated with EGG employing more of a generalist structure. On average each team member is responsible for approximately 40-50 stocks.

Turnover

With the exception of Brian Eley's forced departure from the firm due to ill health in 2015, EGG has displayed a high level of team stability with minimal departures since its establishment. Likewise, Serjeant and Guidera are the only additional hires to the investment team in the past seven years.

Remuneration/alignment of interests

Given the ownership structure, remuneration for Griffiths, Allingham, Serjeant and Ridhalgh is based entirely on the profitability of the Manager. In addition to this, the portfolio managers are co-invested in the Fund, and the Fund has a performance fee structure based on the outperformance of the benchmark. Lonsec believes these factors lead to a high alignment of interest between the team and investors.

ANALYST: SAM MORRIS | APPROVED BY: PETER GREEN

Eley Griffiths Group Small Companies Fund

ISSUE DATE 09-02-2018

Research Approach

Overview

INVESTMENT STYLE	STYLE NEUTRAL
NO. OF STOCKS IN UNIVERSE	250
NO. OF STOCKS FULLY MODELLED	150
NO. OF STOCKS PARTIALLY MODELLED	120 (BLOOMBERG CONSENSUS)
KEY SCREENS	MARKET CAP: MINIMUM \$50M, PROFITABILITY, EARNINGS GROWTH, QUALITY OF MANAGEMENT
TOP-DOWN	0%
BOTTOM-UP	100%
QUALITATIVE ANALYSIS	STRUCTURED
RESEARCH INPUTS	SITE VISITS - COMPANIES, SUPPLIERS AND COMPETITORS
USE OF BROKER RESEARCH	BROKER MODELS FOR SOME STOCKS

EGG seeks to add value by investing in mispriced stocks; companies whose fundamental value is not reflected in the current market price. The Manager believes that the microcaps market is inherently inefficient, and therefore provides investment opportunities that are profitable in the long term. EGG's fundamental assessment of a company's management, industry structure and valuation tends to bias the Fund towards well-managed companies with good industry structures that are attractively priced relative to the market. The Manager believes that companies exhibiting these characteristics will deliver above average returns over the medium to long term.

EGG's research centres on the following key areas:

- Qualitative assessment of industry structure and management quality, using a Porter-style analysis; and
- Quantitative assessment of company valuation.

Valuation approach

- Revenue Growth & Enterprise Value to Revenue (50%)
- Price to Earning Ratio & Earnings Per Share (50%)

Earnings Per Share Growth

EGG has developed a proprietary valuation methodology, which is based on specific financial data from a company's annual report and appendix 4E statements. The financial models include reconciliation of the company's profit & loss, balance sheet and cash flows to ensure consistency across income and capital items.

Key assumptions on revenue streams and margins are input into the model, based on bottom-up research. The models project the balance sheet, earnings per share (EPS) and cash flow generation for the next three reporting periods. From this, the model derives a time-weighted EPS growth rate and the forecast price-earnings ratio in the current year for each company. These models are then factored into a database, which then derives a relative valuation score for each stock based on the following factors:

- revenue growth;
- enterprise value to revenue ratio;
- earnings per share growth profile; and
- price earnings ratio.

The financial models are updated when interim and yearly results are announced and are also updated

throughout the year based on any change in the fundamental outlook. The models are dynamically linked to market pricing to produce quantitative valuation scores on a real time basis.

Qualitative assessment

A qualitative score is assigned to each stock by rating industry structure and management quality on a relative basis.

Assessing industry structure

To develop an understanding of the quality of the industry structure, EGG's analysis considers both the outlook for a business sector and a company's relative position within its sector. This assessment focuses on the following factors:

- Total addressable market;
- Barriers to entry;
- Risk of changes in the regulatory environment;
- Actual and potential competition;
- Substitutes available to customers;
- Supply and demand outlook;
- Depth and breadth of customer base; and
- Pricing power.

Assessing management quality

EGG's assessment of management quality is based on five key criteria:

- Track record of management execution in improving the value of the business and generating returns for shareholders;
- Ability to articulate and execute business strategies;
- Ability to appropriately manage the capital within the business;
- Clarity of the strategic planning process (e.g. our confidence in the company's communication of business strategy and operating conditions); and
- Alignment of management with shareholders.

Portfolio Construction

Overview

FUND BENCHMARK	S&P ASX SMALL ORDINARIES ACCUMULATION INDEX
RETURN OBJECTIVE (INTERNAL)	6% P.A. ABOVE INDEX (PRE-FEES)
RISK OBJECTIVE (INTERNAL)	6-12% P.A. ABOVE THE INDEX OVER ROLLING THREE-YEAR PERIODS
PORTFOLIO APPROACH	BOTTOM UP
INVESTMENT STYLE	GARP
TOP-DOWN INFLUENCE	10%
TYPICAL NUMBER OF HOLDINGS	35-55
MARKET CAPITALISATION BIAS	SMALL CAP
EXPECTED PORTFOLIO TURNOVER	60-80%
% OF PORTFOLIO IN TOP 10 HOLDINGS	29.6% (DECEMBER 2017)

The Manager uses an algorithm as the primary tool in constructing the portfolio. The algorithm is a sophisticated model called SCOPE, which translates the quantitative and qualitative scores for each stock into a recommended active portfolio position. While the algorithm suggests a target weighting of stocks in the portfolio, the final weighting is also influenced by other considerations, including liquidity risk, portfolio diversity and minimum active bets.

ANALYST: SAM MORRIS | APPROVED BY: PETER GREEN

Eley Griffiths Group Small Companies Fund

ISSUE DATE 09-02-2018

The algorithm explicitly ties each portfolio position to the qualitative and quantitative scores assigned during the research process. This allows a consistent translation of research into portfolio construction.

While SCOPE is used as the primary tool to select stocks, portfolio managers have a 1% trading range to allow short-term tactical trading positions. This is to take account of any short-term issue that cannot be modelled, such as a potential merger or cyclical influences.

The buy and sell discipline is implicit in the modelling process. Changes to a stock's qualitative or quantitative assessment will affect the total score of the company. In turn, this will influence its recommended position in the portfolio as determined by SCOPE.

Risk Management

Risk limits

SEPARATE RISK MONITORING	NO
MAXIMUM OF PORTFOLIO IN ANY ONE STOCK	INDEX +5%
MAXIMUM OF PORTFOLIO IN ANY ONE SECTOR	NO HARD LIMIT
MAXIMUM OF ISSUED CAPITAL OF ANY ONE STOCK	10%
MAXIMUM CASH ALLOCATION	20%
MINIMUM CAPITALISATION	\$50M (SOFT LIMIT)

Risk monitoring

Risk is managed mainly through fundamental research of companies and the implementation of risk limits at the portfolio construction stage. Stocks that enter the ASX 100 have a two year period in which to be sold down.

Risks

An investment in the Fund carries a number of standard investment risks associated with investment markets. These include performance, liquidity, counterparty, market and tax risks. These and other risks are outlined in the PDS and should be read in full and understood by potential investors. Lonsec considers the following to be the major risks:

Equity market

Investments in equity markets are subject to numerous factors which may have an impact on the performance of an investment (both positive and negative).

Unexpected changes in economic, technological, structural, regulatory or political conditions can have an impact on the returns of all investments within a particular market.

ANALYST: SAM MORRIS | APPROVED BY: PETER GREEN

Eley Griffiths Group Small Companies Fund

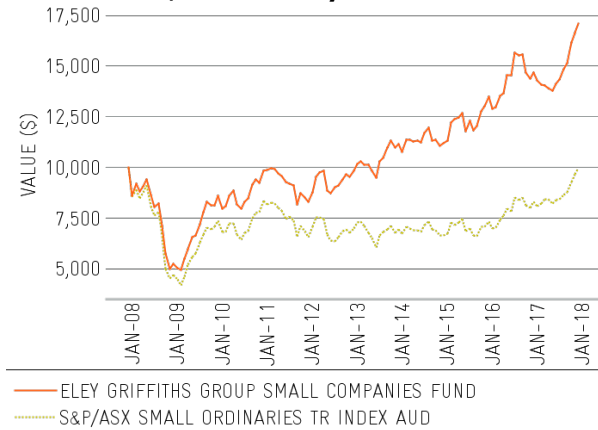
Quantitative Performance Analysis - annualised after-fee % returns (at 31-12-2017)

Performance metrics

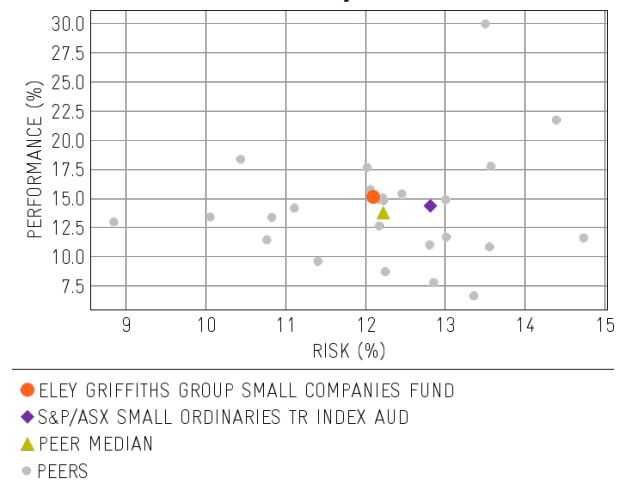
	1 YR		3 YR		5 YR		10 YR	
	FUND	PEER MEDIAN	FUND	PEER MEDIAN	FUND	PEER MEDIAN	FUND	PEER MEDIAN
PERFORMANCE (% PA)	16.74	16.88	15.15	13.80	11.75	12.51	5.52	6.38
STANDARD DEVIATION (% PA)	9.11	7.76	12.09	12.22	11.78	11.93	17.76	17.36
EXCESS RETURN (% PA)	-3.27	-3.14	0.77	-0.58	4.36	5.12	5.55	6.41
OUTPERFORMANCE RATIO (% PA)	58.33	41.67	50.00	45.83	58.33	55.00	58.33	56.67
WORST DRAWDOWN (%)	-5.87	-2.86	-11.93	-10.33	-11.93	-11.34	-50.39	-50.41
TIME TO RECOVERY (MTHS)	3	2	5	8	5	3	47	23
SHARPE RATIO	1.65	2.01	1.08	1.05	0.80	0.79	0.11	0.16
INFORMATION RATIO	-0.66	-0.72	0.15	-0.09	0.82	0.65	0.91	0.77
TRACKING ERROR (% PA)	4.96	5.31	5.26	6.33	5.35	6.69	6.11	9.01

FUND: ELEY GRIFFITHS GROUP SMALL COMPANIES FUND
 LONSEC PEER GROUP: AUSTRALIAN EQUITIES - AUSTRALIAN SMALLER COMPANIES - SMALL CAP
 BENCHMARK USED: S&P/ASX SMALL ORDINARIES TR INDEX AUD
 CASH BENCHMARK: BLOOMBERG AUSBOND BANK BILL INDEX AUD
 TIME TO RECOVERY: NR - NOT RECOVERED, DASH - NO DRAWDOWN DURING PERIOD

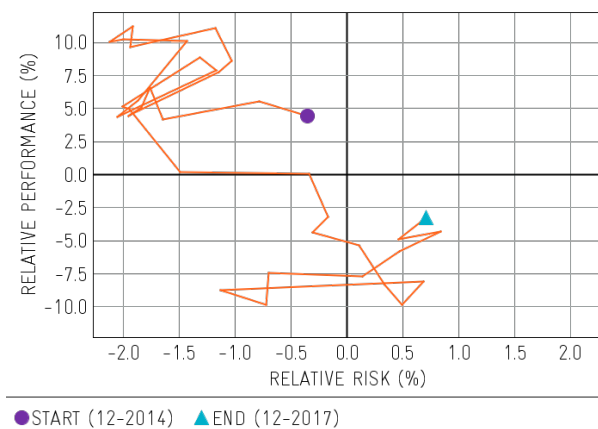
Growth of \$10,000 over 10 years



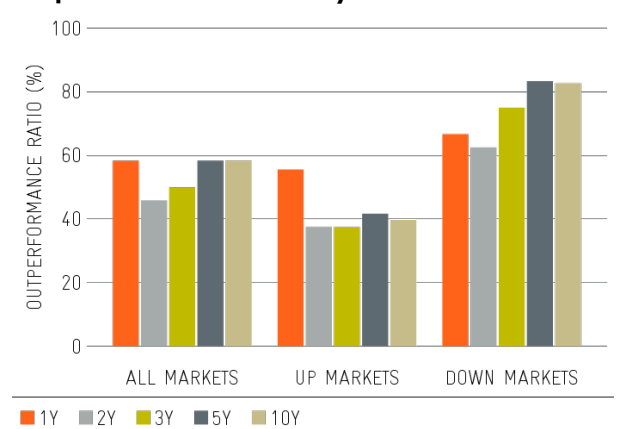
Risk-return chart over three years



Snail trail



Outperformance consistency



Eley Griffiths Group Small Companies Fund

Glossary

Total return 'Top line' actual return, after fees
Excess return Return in excess of the benchmark return
Standard deviation Volatility of monthly Absolute Returns
Tracking error Volatility of monthly Excess Returns against the benchmark (the Standard Deviation of monthly Excess Returns)
Sharpe ratio Absolute reward for absolute risk taken (outperformance of the risk free return (Bank Bills) / Standard Deviation)
Information ratio Relative reward for relative risk taken (Excess Returns / Tracking Error)
Worst drawdown The worst cumulative loss ('peak to trough') experienced over the period assessed
Time to recovery The number of months taken to recover the Worst Drawdown
Snail Trail A trailing 12-month relative performance and relative risk measurement over the benchmark. The trail is generated using a 12-month rolling window over the specified period

About Lonsec

Lonsec Research Pty Ltd (Lonsec) is an investment research house with specialist areas of expertise, that was originally established in 1994 and the current entity was registered on 23 June 2011. From 1 July 2011, Lonsec became a fully owned subsidiary of Lonsec Fiscal Holdings Pty Ltd, a privately owned entity with a multi-brand strategy of providing leading financial services research and investment execution. Lonsec believes that professional financial advisers need informed opinions on the best investment strategies and financial products to provide real value for their clients. To meet this need, Lonsec has in place an experienced research team, which draws on a robust research process to undertake in-depth assessment of managed fund products.

Analyst Disclosure and Certification

Analyst remuneration is not linked to the research or rating outcome. Where financial products are mentioned, the Analyst(s) may hold the financial product(s) referred to in this document, but Lonsec considers such holdings not to be sufficiently material to compromise the rating or advice. Analyst holdings may change during the life of this document. The Analyst(s) certify that the views expressed in this document accurately reflect their personal, professional opinion about the matters and financial product(s) to which this document refers.

LONSEC STRONGLY RECOMMENDS THIS DOCUMENT BE READ IN CONJUNCTION WITH THE RELEVANT PRODUCT DISCLOSURE STATEMENT OR INFORMATION STATEMENT

IMPORTANT NOTICE: This document is published by Lonsec Research Pty Ltd ABN 11 151 658 561, AFSL No.421445 (Lonsec). Please read the following before making any investment decision about any financial product mentioned in this document.

Disclosure at the date of publication: Lonsec receives a fee from the fund manager or product issuer(s) for researching the financial product(s) set out in this document, using objective criteria. Lonsec may also receive a fee from the fund manager or product issuer(s) for subscribing to research content and other Lonsec services. Lonsec's fee is not linked to the rating(s) outcome.

Lonsec does not hold the product(s) referred to in this document. Lonsec's representatives and/or their associates may hold the product(s) referred to in this document, but details of these holdings are not known to the Analyst(s). **Disclosure of Investment Consulting services** Lonsec receives fees for providing investment consulting advice to clients, which includes model portfolios, approved product lists and other financial advice and may receive fees from this fund manager or product issuer for providing investment consulting services. The investment consulting services are carried out under separate arrangements and processes to the research process adopted for the review of this financial product. For an explanation of the process by which Lonsec manages conflicts of interest please refer to the Conflicts of Interest Policy which is found at: <http://www.lonsec.com.au/asp/IndexedDocs/general/LonsecResearchConflictsOfInterestPolicy.pdf>

Warnings: Past performance is not a reliable indicator of future performance. Any express or implied rating or advice presented in this document is limited to "General Advice" (as defined in the Corporations Act 2001(Cth)) and based solely on consideration of the investment merits of the financial product(s) alone, without taking into account the investment objectives, financial situation and particular needs ('financial circumstances') of any particular person. It does not constitute a recommendation to purchase, redeem or sell the relevant financial product(s). Before making an investment decision based on the rating(s) or advice, the reader must consider whether it is personally appropriate in light of his or her financial circumstances, or should seek independent financial advice on its appropriateness. If our advice relates to the acquisition or possible acquisition of particular financial product(s), the reader should obtain and consider the Investment Statement or Product Disclosure Statement for each financial product before making any decision about whether to acquire a financial product. Lonsec's research process relies upon the participation of the fund manager or product issuer(s). Should the fund manager or product issuer(s) no longer be an active participant in Lonsec's research process, Lonsec reserves the right to withdraw the document at any time and discontinue future coverage of the financial product(s). The rating in this publication relates to the fund outlined in the publication which may have related funds or be associated with other funds and platforms. The rating may only be applied to the fund outlined in this publication at first instance and whether it applies to related or associated funds and platforms should be investigated by your financial adviser before you make an investment decision in relation to the related or associated funds and platforms. You should be aware that the mandate, fees, underlying investments, the issuers of the related and associated funds and platforms may be different from the fund specified in this publication. You should satisfy yourself that the related and associated funds and platforms meet your financial circumstances, needs and objectives before making an investment decision. **Disclaimer:** This document is for the exclusive use of the person to whom it is provided by Lonsec and must not be used or relied upon by any other person. No representation, warranty or undertaking is given or made in relation to the accuracy or completeness of the information presented in this document, which is drawn from public information not verified by Lonsec. Financial conclusions, ratings and advice are reasonably held at the time of completion but subject to change without notice. Lonsec assumes no obligation to update this document following publication. Except for any liability which cannot be excluded, Lonsec, its directors, officers, employees and agents disclaim all liability for any error or inaccuracy in, misstatement or omission from, this document or any loss or damage suffered by the reader or any other person as a consequence of relying upon it.

Copyright ©2018 Lonsec Research Pty Ltd (ABN 11 151 658 561, AFSL No. 421445) (Lonsec). This report is subject to copyright of Lonsec. Except for the temporary copy held in a computer's cache and a single permanent copy for your personal reference or other than as permitted under the Copyright Act 1968 (Cth), no part of this report may, in any form or by any means (electronic, mechanical, micro-copying, photocopying, recording or otherwise), be reproduced, stored or transmitted without the prior written permission of Lonsec. This report may also contain third party supplied material that is subject to copyright. Any such material is the intellectual property of that third party or its content providers. The same restrictions applying above to Lonsec copyrighted material, applies to such third party content.